

INTAKE SYSTEM

1742-01

GENERAL INFORMATION

1. SPECIFICATIONS

| Category | | Specifications | Remarks |
|----------------------|-----------------------|---|---------|
| Intake system | | Variable control system | - |
| Air cleaner element | Filter type | Dry, filter element | |
| | Filtering area | 0.3 m ² | |
| | Service interval | Clean every 15000 km, change every 30000 km (But, shorten the service interval under severe conditions) | |
| Air cleaner assembly | Weight | 1.5 kg | |
| | Operating temperature | -30 to 100°C | |
| | Capacity | 9 L | |

* Service more frequently under severe conditions, such as driving on a dusty road or off-road.

| | |
|--------------------|--|
| Modification basis | |
| Application basis | |
| Affected VIN | |

INTAKE SYSTEM

TIVOLI 2015.03

ENGINE
GENERALENGINE
ASSEMBLFUEL
SYSTEMIGNITION
SYSTEMINTAKE
SYSTEMEXHAUST
SYSTEMLUBRICA
TIONCOOLING
SYSTEMCHARGIN
GSTARTIN
GCRUISE
CONTROENGINE
CONTRO


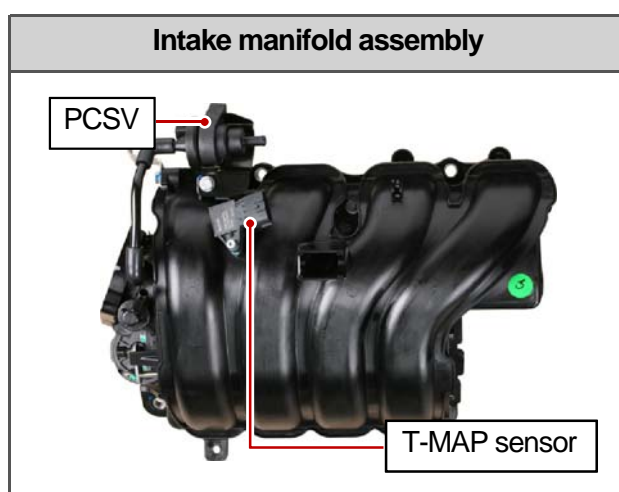
E E M

OVERVIEW AND OPERATING PROCESS

1. OVERVIEW

The intake system filters the air and supplies this to the engine. This system assures the engine performance and the lifetime of the engine. The intake system is equipped with electronic throttle body. The flap of the electronic throttle body is operated by the electric signals to improve the engine performance. The system is also equipped with variable induction system (VIS) which improves engine power across the whole driving conditions by controlling the inlet passage based on the engine rpm and engine load.


2. COMPONENTS



Air cleaner assembly & Snorkel



Air cleaner element



Water protector



VIS solenoid valve

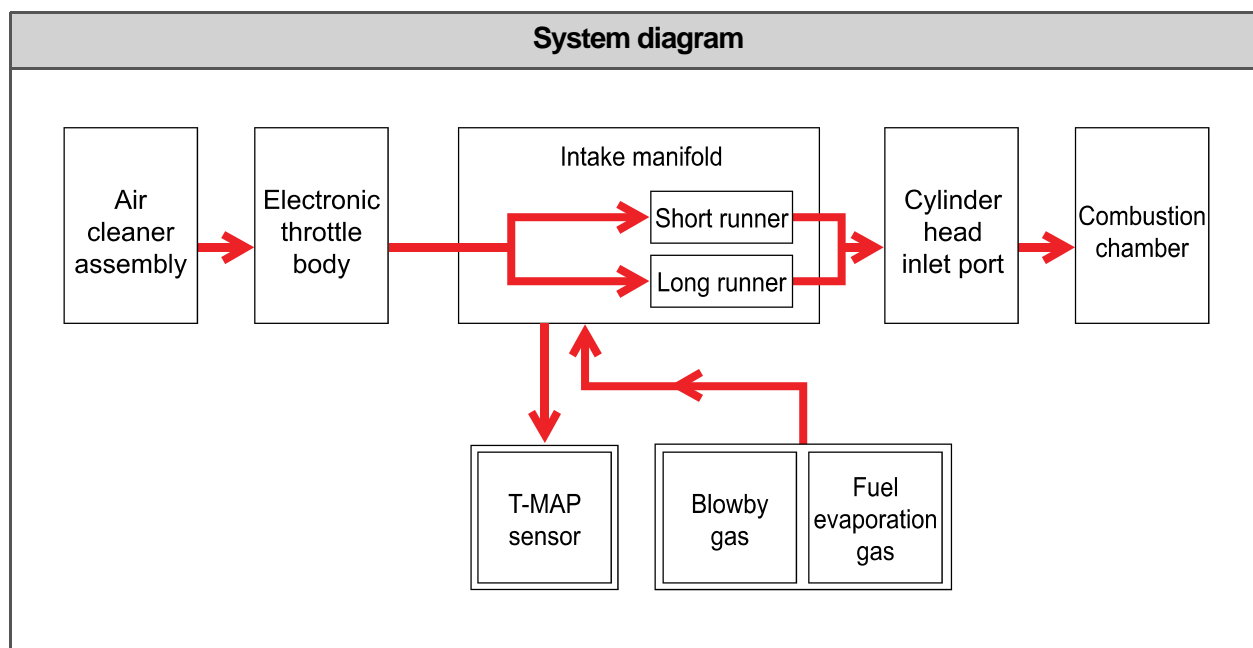
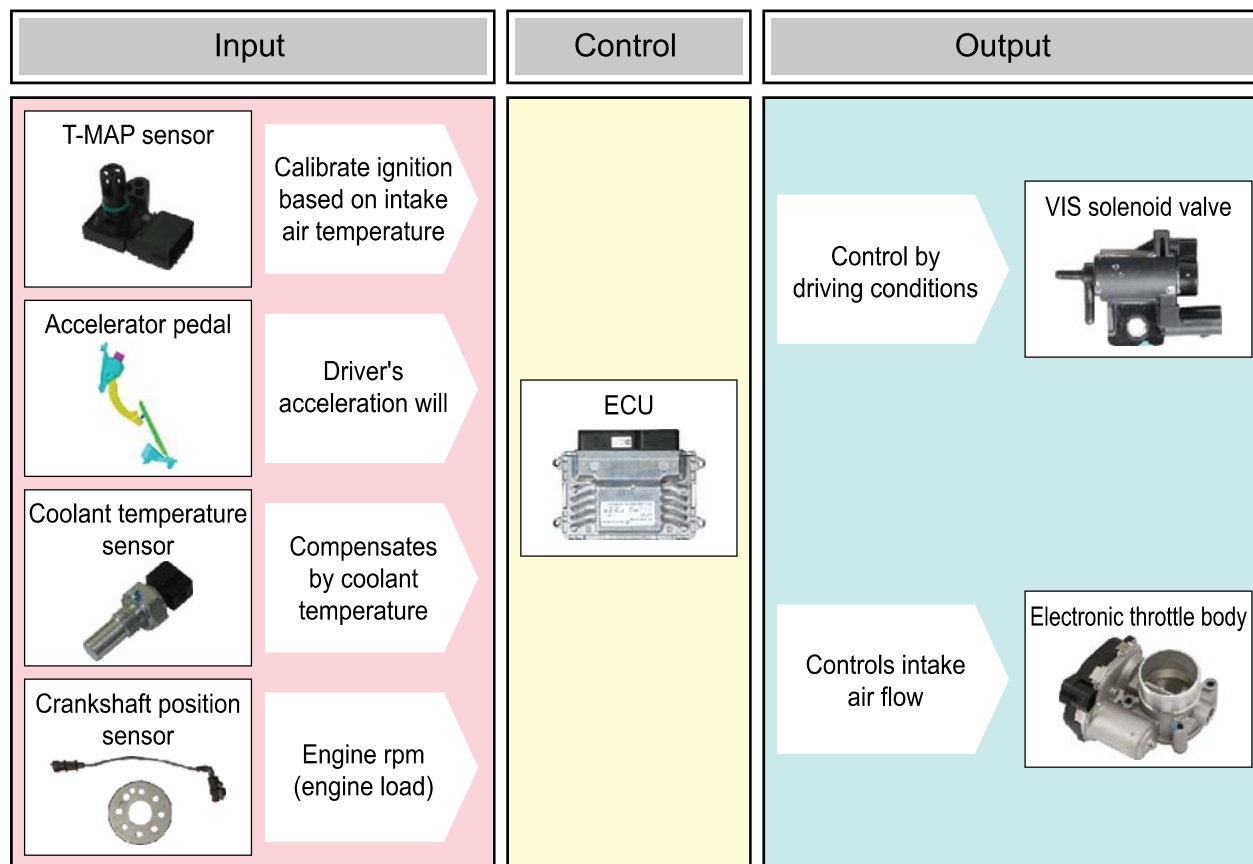


VIS actuator

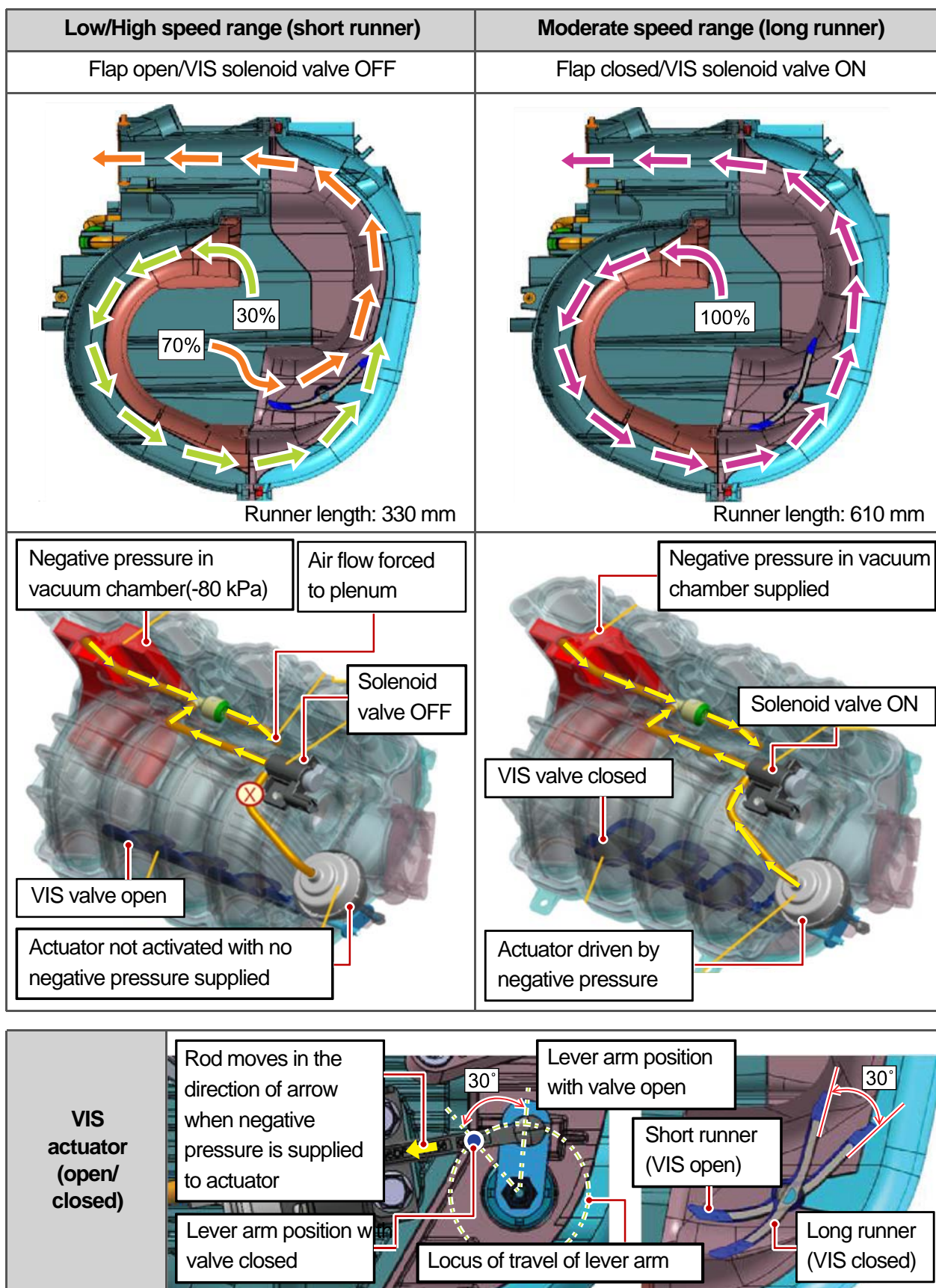


| | |
|--------------------|--|
| Modification basis | |
| Application basis | |
| Affected VIN | |

3. INPUT/OUTPUT DIAGRAM



► Operating process



| | |
|--------------------|--|
| Modification basis | |
| Application basis | |
| Affected VIN | |